

2020 Long Term Accommodation Plan (LTAP) Annual Review Report Final Board Approved Motions

At the Special Board Meeting of the Upper Grand District School Board on April 14, 2020, the following motions were approved with respect to PLN: 20-03 “2020 Long Term Accommodation Plan (LTAP) Annual Review Report”:

3. When the pause on Accommodation Reviews is lifted by the Ministry of Education, that the senior staff bring forth a summary of the options for the Boards’ consideration for secondary French Immersion in Orangeville and Dufferin and Erin.
4. Memo PLN: 20-03 “2020 Long Term Accommodation Plan (LTAP) Annual Review Report” dated March 10, 2020 be received.
5. The Board approves, in principle, the updated short-term work plan priorities described in Figure 1 in Appendix A of PLN: 20-03 “2020 Long Term Accommodation Plan (LTAP) Annual Review Report”, with the understanding that work plan priorities may be changed as a result of future annual and 5-year LTAP review cycles.
6. The Communication Plan as described in memo PLN: 20-03 “2020 Long Term Accommodation Plan (LTAP) Annual Review Report” be approved.

Planning Department Memo

2020 Long Term Accommodation Plan (LTAP) Annual Review Report



To: Martha Rogers, Director of Education
From: Jennifer Passy, Manager of Planning
Heather Imm, Senior Planner
Emily Bumbaco, Intermediate Planner
Glen Regier, Superintendent of Finance
Date: March 10, 2020
Report Type: DECISION

Background

The LTAP is a strategic review of the Upper Grand District School Board's facilities, population projections, and enrolment forecasts. The LTAP is an important step in ensuring alignment of school facilities with the needs of the Board and the communities it serves.

On June 26, 2018, Trustees approved several recommendations in memo PLN:18-10 *Long Term Accommodation Plan (LTAP) Final Report* including:

6. *That an annual review of the LTAP be conducted in accordance with the process outlined in Section 1 of the Long Term Accommodation Plan (LTAP) Final Report.*

The LTAP (June, 2018) included a schedule of short and long term priorities. The purpose of the LTAP Annual Review Report is for staff to ensure that the work plan priorities and timing outlined in the LTAP remain appropriate.

The annual LTAP review is also a replacement of the Planning Department's annual Identified (ID) Schools Report which reported similar information. The LTAP Annual Review Report includes information related to French Immersion (FI), and facility partnerships and co-build opportunities.

Issue

To present an update to the LTAP in accordance with Section 1 of the June 2018 Long Term Accommodation Plan (LTAP) Final Report.

Recommendations

1. That memo PLN: 20-03 "2020 Long Term Accommodation Plan (LTAP) Annual Review Report" dated March 10, 2020 be received.
2. That the Board approves, in principle, the updated short-term work plan priorities described in Figure 1 in Appendix A of PLN: 20-03 "2020 Long Term Accommodation Plan (LTAP) Annual Review Report", with the understanding that work plan priorities may be changed as a result of future annual and 5-year LTAP review cycles.
3. That the Communication Plan as described in memo PLN: 20-03 "2020 Long Term Accommodation Plan (LTAP) Annual Review Report" be approved.

Rationale

Section 1 of the Board's Long Term Accommodation Plan (LTAP) Final Report outlined that the LTAP would be reviewed annually and include: updated data, information about changes to Provincial policy or programs affecting the LTAP, changes to accommodation priorities and any relevant information pertaining to Board-wide priorities and initiatives and ensure that identified capital priorities reflect the Board's accommodation and program needs.

At this time, no additional information has been received from the Ministry regarding updates to the Pupil Accommodation Review or Community Planning and Partnerships guidelines. Therefore, the review of Pupil Accommodation Review Policy 305 and Community Planning and Partnerships Policy 319 must be deferred to the 2020/21 school year.

In March 2019, the Ministry announced changes to class sizes in both the elementary and secondary panels. Information released by the Ministry on March 3, 2020 indicated that school boards should plan for a secondary average class size of 23. The final decision regarding class sizes as an outcome of collective bargaining and further Education Act regulation changes is still pending. As result, this report assumes class sizes consistent with current regulations.

On July 22, 2019, the Ministry requested Boards to submit requests for Capital Priorities. Business cases for Capital Priorities were submitted by the board on September 30, 2019. To date, there has been no announcement from the Ministry on the status of these requests.

2019/20 Work Plan Priorities Update

The Work Plan Priorities table in Appendix A has been updated to reflect the status of work identified in 2019/20. Some 2019/20 priorities have been shifted into the 2020/21 school year as the board awaits further direction from the Ministry. The following are further explanations of work plan accomplishments since the last annual update:

Orangeville/Dufferin and Erin FI/IB Impact Study – Completed

Staff determined it was necessary to confirm interest in IB and assess the feasibility of establishing an IB programme in Orangeville/Dufferin or Erin before undertaking an FI impact assessment.

Staff conducted a survey and feasibility study and determined that the expansion of IB in these communities was not feasible at this time.

Following this study, staff conducted the Orangeville/Dufferin and Erin Secondary FI Assessment. The assessment provided information about secondary FI in these communities as well as throughout the jurisdiction. Trustees received an information report in December 2019, and no further motions were received from the Board with respect to this matter.

Hyland Heights ES and Glenbrook ES Additions Capital Priorities Requests – Submitted

In September 2019, the board submitted two (2) business cases for 4-room additions at both Glenbrook ES and Hyland Heights ES. These requests were consistent with the Capital Priorities requests submitted to the Ministry in 2017/18.

There has been no announcement from the Ministry on the status of these requests.

Northwest Fergus Elementary School Capital Priorities Request – Submitted

The Ministry's 2019/20 call for Capital Priorities was for projects expected to be completed and open no later than the 2023/24 school year. The LTAP Report, 2017 identified the submission of a business case for a new elementary school in northwest Fergus in 2020/21.

Substantial residential development is approved and underway in Centre Wellington with approximately 4,000 new housing units planned. There are no schools in Centre Wellington that are capable of accommodating all of the enrolment forecasted, specifically in the Northwest Fergus Development Area (DA), due to space or servicing constraints.

Enrolment projections indicate that by 2023/24, there will be over 250 more students than capacity in Centre Wellington. A business case for a new 308 pupil place elementary school was submitted to the Ministry on September 30, 2019 to address this projected accommodation pressure.

Edward Johnson PS Capital Priorities Request – Deleted from work plan

There is a 4-room portapak and three (3) standalone portables (two of which are decommissioned) currently on the Edward Johnson PS site. At the time of the 2017 LTAP Report, staff identified the submission of a capital priorities request in 2019/20 for an addition to replace the 4-room portapak.

The Ministry will no longer accept projects submitted to address French Immersion only accommodation issues, and when coupled with excess capacity in the area, and stable enrolment at Edward Johnson PS as a result of the JK FI cap, it was determined that it was not appropriate to submit this project.

New Guelph Secondary School Boundary Review – Initial Report presentation in Spring 2020

The new Guelph Secondary School Boundary Review Initial Report will be presented to Trustees in the Spring of 2020. The boundary review process will be conducted in accordance with Policy 320, however, over a longer period of time than the policy would generally consider given the extent of considerations and potential number of school communities impacted in this secondary boundary review process. The Final Boundary Review Report will be presented in the Winter of 2021. Therefore, this Secondary Boundary Review process is included in both the 2019/20 and 2020/21 school years.

Review of Policies 305 and 319 – Deferred to 2020/21

On April 27, 2018 the former government released the Final Revised Pupil Accommodation Review Guideline (PARG). Additional resource documents were to follow the guideline's release, as well as an updated Community Planning and Partnerships Guideline (CPPG).

The change in government delayed the release of any additional materials and a “pause” put in place on accommodation reviews remains in effect. There is no timeline from the Ministry with respect to the release of updated guidelines or supporting material.

2020/21 Work Plan Priorities Update

In addition to the work plan priorities noted above, a further change to the 2020/21 school year has been made.

Island Lake PS Addition – Deleted from work plan

The capital priorities request for an addition at Island Lake PS has been deleted from the work plan.

Currently, there is a 2-room eco-pak and three (3) standalone portables in use on the Island Lake PS site. At the time of the 2017 LTAP Report, staff included the submission of a capital priorities request in 2019/20 to accommodate projected future enrolment growth.

Further examination of enrolment projections has concluded that enrolment is to remain relatively stable, and excess capacity in other area schools would need to be considered before a capital project is proposed.

Updated Enrolment Projections

The review area enrolment projection tables in Appendix B have been updated to include the current year (2019/20) October 31 enrolments and projected 2020/21 enrolments. Utilization percentages have been added to the table for these years. The 5-year Facility Condition Index (FCI) remains unchanged from the original LTAP. Updated FCI numbers have not been received from the Province.

The 2022 and 2027 projections have also been updated at select elementary and secondary schools where the enrolment forecasts are significantly different than the original LTAP projections in 2017.

Projections may differ as a result of accommodation processes concluded since 2017. In other instances, enrolments have been impacted by the pace of residential development or new residential development plan information received by the board.

Guelph

At École King George PS and École Guelph Lake PS, the 5 and 10-year projection has been updated to reflect the decision to expand the grade configuration of École Guelph Lake PS from JK-6 to JK-8. As a result, École King George PS no longer receives students from École Guelph Lake PS. Therefore, the projection is now lower for École King George PS, and the École Guelph Lake PS projection is higher than previously reported.

The enrolment projections for Ken Danby PS and Waverley Drive PS have been updated. Increased enrolment at Ken Danby PS is due, in part, to the impact of JK FI caps.

The enrolment increase at Waverley Drive PS is due to an increase in the Gifted instruction enrolment in 2019/20.

The enrolment projections for Rickson Ridge PS and Westminster Woods PS have also been updated. At both schools, there have been higher than anticipated JK enrolments in the last two years. Increases are due in part to the impact of JK FI caps which have increased the JK enrolments at RT schools in the area, and as a result of residential development within the schools' respective boundaries.

The enrolment projections for all Guelph secondary schools have also been updated to reflect recent trends in enrolment, including fewer students returning for an extra year of Grade 12 courses (12+).

Erin

In the LTAP, two enrolment projections were provided for the Erin Review Area in both the elementary and secondary projection. There was uncertainty about the timing and scope of municipal wastewater servicing, so the LTAP considered a projection assuming no residential growth during the forecast period and residential growth starting in 2022.

The Town received Environmental Assessment approvals in 2019 for municipal wastewater services. In November 2019 Erin council approved a Growth Management Strategy to direct future development. There is now additional clarity regarding the timing and location of residential growth in the Town of Erin.

A single elementary and secondary enrolment projection is provided in this report. Projections have been updated for Brisbane PS and Erin PS for 2022 and 2027 to reflect recent residential development information.

Information from the Town of Erin indicates that the first significant subdivision development will occur in the Erin village area. Town staff have also indicated that once subdivision approvals are in place, the pace of development will be fast.

As a result, the revised enrolment projection is significantly higher for Erin PS and somewhat higher for Brisbane PS than in the original LTAP. The projection for Ross R. MacKay PS remains consistent with the original LTAP due to development forecasted later in the projection period and therefore not resulting in enrolment growth within the timeframe of the LTAP.

Centre Wellington

Projections have been updated at Elora PS and Salem PS reflecting the November 2019 decision to adjust the holding assignment of the North Fergus DA to better manage forecasted enrolment pressures. As a result, current forecasts assume JK-3 students from the North Fergus DA attend Salem PS (previously JK-6) and Grade 4-8 students from the North Fergus DA attend Elora PS (previously Grade 7&8). This results in a lower enrolment projection at Salem PS and a higher enrolment projection at Elora PS.

Total Elementary and Secondary Enrolment Projections

Elementary enrolment in 2019/20 is 23,985 students which is over 200 more students (or approximately 1% higher) than in 2018/19.

In 2019/20, the total secondary enrolment is 11,181 students, which is approximately 100 fewer students (or approximately 1% lower) than 2018/19. Secondary enrolment is

calculated as nominal and does not factor in the historical drop in enrolment in Semester 2.

Part of the decrease in secondary enrolment in 2019/20 is attributed to fewer students remaining for Grade 12+ in 2019/20 compared with previous years. It is projected that the trend of fewer students remaining for 12+ will continue as schools maintain the focus on student pathways and career planning to support students leaving at the end of their Grade 12 year.

The total elementary enrolment projection indicates enrolment growth of approximately 1-2% annually over the projection period.

Despite a decrease in secondary enrolment in 2019/20, the total secondary enrolment projection indicates an average annual growth rate of approximately 1% over the projection period. This is consistent with the secondary enrolment trend in the Final LTAP Report in June 2018.

Given that enrolment trends are generally consistent with previous reports, the priorities identified in the LTAP work plan remain appropriate. Staff will continue to monitor the impact of any future Ministry changes affecting accommodation such as possible changes to class size.

Although the 2018 class size reductions impacting Full Day Kindergarten (FDK) and Junior and Intermediate grades may have resulted in fewer students in a classroom, the Ministry did not change the On the Ground (OTG) loading capacities of schools. As a result, there was no change in school utilizations. However, with fewer students per class the Board experienced increased reliance on portable accommodation at several schools.

School Utilization

Table 1 provides a summary of the elementary and secondary school utilization for 2019/20. Overall, school space is well used in the UGDSB. The 2019/20 total elementary utilization is 92%, and 99% for secondary.

Table 1 - Summary of 2019/20 Elementary and Secondary School Utilization

	Utilization	Number of Schools	Percentage of Schools
Elementary	Under 80%	20	31%
	Between 80-110%	35	54%
	Over 110%	10	15%
Secondary	Under 80%	2	18%
	Between 80-110%	6	55%
	Over 110%	3	27%

Despite an elementary utilization rate of 92%, in 2019/20 there are approximately 2,000 empty elementary spaces across the UGDSB (Table 2). However, there are fewer surplus pupil places across the system as compared to 2018/19.

The majority of the elementary enrolment increase since last year is attributed to enrolment growth in Orangeville and East Guelph. By 2027, it is projected that there will be a shortfall of approximately 1,800 elementary pupil places throughout the jurisdiction.

In the secondary panel, the utilization in 2019/20 is 99% with 108 surplus pupil places. In 2018/19 there was a deficit of 21 pupil places.

Table 2 - Projected Enrolment and Utilization - Board-Wide

Panel	OTG¹	2019 Enrolment	OTG	2022	2027
Total Elementary	26,026	23,985	26,026	25,523	27,852
Number of Surplus Spaces		2,041		503	-1,826
Utilization Rate		92%		98%	107%
Total Secondary²					
	11,289	11,181	12,183 ³	11,878	12,370
Number of Surplus Spaces		108		305	-187
Utilization Rate		99%		97%	102%

¹ OTG (On the Ground) is the student loading of a school as reported to the Ministry of Education for grant purposes and reflects all permanent teaching space available for instructional purposes. OTG capacity does not include capacity in temporary facilities (i.e. portables or portapaks).

² Total secondary enrolment does not include Alternative Education students.

³ Secondary OTG capacity includes new 894 pupil place secondary school.

When the new high school in Guelph opens with an additional 894 pupil places, it is projected that the board's total secondary utilization will be approximately 100% in the mid to long term forecast.

Potential Facility Partnership Space

Elementary Schools

Policy 319 – Community Planning and Facility Partnerships requires that potential facility partnership space be identified according to the following criteria:

- Facilities that have been 60% utilized or less for the past two (2) years and/or facilities that have had two hundred (200) or more unused pupil places for at least the past two (2) years.
- Facilities that are projected to be 60% utilized or less for the next five (5) years.

As outlined in Tables 3 and 4, there are three (3) elementary schools that meet the criteria for the 2019/20 school year based either on utilization or space parameters.

Ross R. MacKay PS (46%) – Ross R. Mackay PS has been below 60% utilization for many years and is projected to be 45% utilized in 2020/21. Enrolment has been in decline at Ross R. Mackay PS for several years.



The Town of Erin has completed its growth management strategy to guide future population growth. This strategy has provided more clarity regarding the timing and location of residential growth in the Town of Erin which has the potential for improved school utilization at Ross R. MacKay PS toward the end of the projection period.

Willow Road PS (58%) – Willow Road PS has met both the utilization and available space criteria for the last four years. Utilization below 60% is expected in 2020/21. Two classrooms are currently being used to accommodate Section 23 students. Section 23 programs do not improve the utilization of the school, as the students are not included in Pupils of the Board calculations. However, the available space, allows the Board to assist third party agencies deliver educational services to some of our most vulnerable youth.

The West Guelph FI Boundary Review (2017) established a new FI program at Gateway Drive PS (JK-3) and Willow Road PS (Grade 4-8). Currently, Gateway Drive PS accommodates JK-1 FI and is growing by one grade per year. The utilization of Willow Road PS will improve in the medium to long term once FI begins at the school starting in 2023/24.

Table 3 – Elementary schools 60% utilized or less and/or with 200 or more pupil places for the past 2 years

School	Actual								Projected			
	2018/19				2019/20				2020/21			
	OTG	Enrol	Util. %	Avail. Space	OTG	Enrol	Util. %	Avail. Space	OTG	Enrol	Util. %	Avail. Space
Ross R. Mackay PS	199	81	41%	118	199	91	46%	108	199	90	45%	109
Willow Road PS	607	328	54%	279	607	351	58%	256	607	361	59%	246

More than 200 unused spaces 
 Less than 60% utilization 

Alma PS (53%) – Alma PS is currently 53% utilized. It is projected that the school will continue to remain below 60% utilized for the next 5 years. The decrease in enrolment at Alma PS is projected as a result of smaller cohorts entering in JK in comparison to the size of cohorts graduating. In the LTAP Final Report, a Boundary Review/Pupil Accommodation Review (PAR) was identified for Centre Wellington elementary schools including Alma PS.

It is important to note that as of the spring of 2019, there is a Section 23 program operating at Alma PS. Given that these are elementary students who are not students of the board, they do not improve the utilization rate of the school despite that they are occupying a surplus classroom.

Table 4 – Elementary schools projected to be 60% utilized or less for next 5 years



School	OTG	Actual Enrol.	Projected Enrolment					Projected Utilization				
			2019	2020	2021	2022	2023	2024	2020	2021	2022	2023
Alma PS	190	100	99	107	102	102	103	52%	56%	54%	54%	54%

Secondary Schools

As outlined in Table 5, there is only one (1) secondary school that meets the criteria in 2019/20 based on either utilization or space parameters.

Table 5 – Secondary schools 60% utilized or less and/or with 200 or more pupil places for the past 2 years

School	Actual								Projected			
	2018/19				2019/20				2020/21			
	OTG	Enrol (nominal)	Util. %	Avail. Space	OTG	Enrol (nominal)	Util. %	Avail. Space	OTG	Enrol (nominal)	Util. %	Avail. Space
Norwell DSS	975	684	70%	291	975	671	69%	304	975	688	71%	287

More than 200 unused spaces 
 Less than 60% utilization 

Norwell DSS – Norwell DSS has had more than 200 pupil places of excess capacity for several years. Elementary enrolment decline in rural parts of the jurisdiction has impacted secondary enrolments. Enrolment is projected to remain relatively flat throughout the projection period.

It may be appropriate for staff to review the potential for partnership opportunities at Norwell DSS in the fall of 2020. Consideration of partnerships will also need to reflect residential development planned in Palmerston and elsewhere in the school’s boundary and the projected longer-term impact on enrolment at both the elementary and secondary facilities.

Although Norwell DSS is projected to continue to meet the space threshold, the school would require retrofitting or the installation of additional security measures in order to segregate space for use by a community partner.

French Immersion Enrolment Growth and Capacity

Over time the ID Schools Report was modified as a response to the growth that was being experienced in FI. The Board of Trustees had requested a clearer explanation of FI trends. The following information describes FI enrolment growth and capacity information in addition to retention and participation rates.

French Immersion Enrolment Trends

Table 6 shows FI enrolment changes by review area, since 2018. There are currently approximately 5,000 elementary FI students in the Upper Grand District School Board, and approximately 5,100 projected in 2020/21.

Table 6 - FI Enrolment Change by Review Area

Review Area	FI Enrolment				
	Actual		Projected	% Change	
	2018/19	2019/20	2020/21	2018/19 to 2019/20	2019/20 to 2020/21
Centre Wellington	447	448	456	0%	2%
Erin	310	311	313	0%	1%
Guelph	3,113	3,086	3,138	-1%	2%
Guelph/Eramosa	157 (JK-5)	179 (JK-6)	200 (JK-7)	14%	12%
Orangeville/Dufferin	764	758	801	-1%	6%
North Wellington	211	206	220	-2%	7%
Total	5,002	4,988	5,128	0%	3%

Table 7 shows the participation rate in FI, by review area. In JK specifically, the average across the Board has held at 27%. The highest participation rate remains in Erin, where it is projected that almost 50% of the JK enrolment will be in FI in 2020/21.

Table 7 – Elementary FI Participation Rate by Review Area

Review Area	FI Participation					
	Actual 2018/19		Actual 2019/20		Projected 2020/21	
	Total	JK	Total	JK	Total	JK
Centre Wellington	19%	25%	19%	21%	19%	21%
Erin	38%	46%	38%	43%	38%	48%
Guelph	28%	33%	27%	32%	27%	33%
Guelph/Eramosa ⁴	19%	35%	23%	43%	26%	43%
Orangeville/Dufferin	13%	19%	12%	16%	13%	21%
North Wellington	8%	10%	8%	11%	8%	11%
Total	21%	27%	21%	26%	21%	27%

⁴ Guelph/Eramosa had JK-5 FI in 2018/19, JK-6 FI in 2019/20 and will have JK-7 FI in 2020/21

FI Retention Rates

Table 8 demonstrates that the Board continues to experience high levels of retention in elementary FI. Overall, 96% of students in FI in Grade 1 remain in FI by Grade 8.

Table 8 – Elementary FI Retention Rates by Review Area

5 Year Average FI Retention Rate	
Review Area	Grade to Grade (Gr 1-8)
Centre Wellington	98%
Erin	95%
Guelph	96%
Guelph/Eramosa	93%
Orangeville/Dufferin	98%
North Wellington	95%
Board Total	96%

Dual Track School Enrolment

The majority of dual track schools, those offering both Regular Track and French Immersion instruction, have had relatively consistent participation rates by program.

Changes in participation rates evident in Table 9 are largely due to grade structure changes or new programs starting. Specifically, there have been grade structure changes at École Harris Mill PS, Mono-Amaranth PS and Princess Elizabeth PS.

FI was added to Gateway Drive PS and Parkinson Centennial PS as of September 2018.

Table 9 – Elementary Dual Track School Enrolment Balance

School	2020/21 Grade Structure		RT Participation Rates			FI Participation Rates		
	RT	FI	18/19	19/20	20/21	18/19	19/20	20/21
Brisbane PS	JK-6	JK-6	34%	34%	33%	66%	66%	67%
Centennial Hylands ES	JK-8	JK-8	67%	62%	59%	33%	38%	41%

School	2020/21 Grade Structure		RT Participation Rates			FI Participation Rates		
	RT	FI	18/19	19/20	20/21	18/19	19/20	20/21
Erin PS	JK-8	7-8	84%	85%	85%	16%	15%	15%
Gateway Drive PS ⁵	JK-8	JK-2	81%	74%	67%	19%	26%	33%
École Harris Mill PS	JK-5	JK-5	49%	44%	44%	51%	56%	56%
J.D. Hogarth PS	JK-8	3-8	61%	60%	57%	39%	40%	43%
James McQueen PS	JK-3	JK-2	32%	32%	31%	68%	68%	69%
Mono-Amaranth PS	JK-8	6-8	50%	55%	56%	50%	45%	44%
Paisley Rd PS	JK-6	JK-6	45%	46%	44%	55%	54%	56%
Palmerston PS	JK-8	JK-8	51%	54%	53%	49%	46%	47%
Parkinson Centennial ES	JK-8	JK-3	68%	65%	64%	32%	35%	36%
Princess Elizabeth PS	JK-8	JK-5	45%	45%	46%	55%	55%	54%
Rockwood Centennial PS ⁶	JK-8	6&7	100%	100%	92%	n/a	n/a	8%
Spencer Ave PS ⁷	JK-8	4&5	100%	100%	89%	n/a	n/a	11%
Victory PS ⁸	JK-6	JK-4	36%	39%	40%	64%	61%	60%

Childcare and Before and After School Programs

Since the 2019 LTAP Annual Review Report, there have been some changes to the Childcare and Before and After School Care table (Appendix C). New programs in 2019/20 include an after school program at Brant Ave PS run by the YMCA-YWCA of Guelph and an after school program at Minto Clifford PS run by the Town of Minto.

⁵ Gateway Dr PS FI program began as JK/SK in 2018/19 and grows by one grade per year until it is JK-3

⁶ New FI program starting at Rockwood Centennial PS with Gr 6&7 in 2020/21 and growing to Gr 6-8 in 2021/22

⁷ New FI program starting at Spencer Ave PS with Gr 4&5 in 2020/21 and growing to Gr 4-8 by 2023/24

⁸ Grade 4 FI has been provisionally accommodated since 2014/15

Communication Plan

The 2020 LTAP Annual Review Report will be communicated to school communities and stakeholders. The Board's advisory committees will also be provided with an update on the LTAP. Given that there are no significant changes proposed in the LTAP, it is staff's view that it is not necessary to conduct regional public meetings.

Following receipt of the LTAP Annual Review Report, the report will be posted on the Board's website.

Communication to the public and school communities will include:

- Update school websites with notification of the 2020 LTAP Annual Review Report with a link to the report on the Board website.
- Communication to upper and lower tier municipalities, community partners and the coterminous school boards to inform them about the 2020 LTAP Annual Review Report.
- Presentation of 2020 LTAP Annual Review Report at Board stakeholder committees including Parent Involvement Committee, Special Education Advisory Committee, French as a Second Language Advisory Committee and Student Senate.

APPENDIX A

UPDATED 5-YEAR

WORK PLAN PRIORITIES

Updated 5 Year Work Plan Priorities

2018/19

- **PROGRAM REVIEW**
 - District-wide Secondary **(Complete)**
 - École Guelph Lake 7-8 **(Complete)**
 - IB Feasibility Study Dufferin/Erin **(Complete)**

2019/20

- **CAPITAL PRIORITIES REQUESTS**
 - Hyland Heights Addition **(Submitted)**
 - Glenbrook Addition **(Submitted)**
 - Northwest Fergus Elementary School **(Submitted)**
- **BOUNDARY REVIEW**
 - FI Impact Study Dufferin/Erin **(Complete)**
 - New Guelph Secondary School

2020/21

- **CAPITAL PRIORITIES REQUESTS**
 - TBD
- **PROGRAM REVIEW**
 - West Guelph Consolidated JK-8 FI Feasibility Study
- **BOUNDARY REVIEW**
 - New Guelph Secondary School (cont.)
- **POLICY REVIEW**
 - Policy 305
 - Policy 319

2021/22

- **CAPITAL PRIORITIES REQUESTS**
 - TBD
- **BOUNDARY REVIEW**
 - West Guelph Consolidated JK-8 FI
- **BOUNDARY REVIEW/PAR**
 - Centre Wellington Elementary (incl. Alma)

2022/23

- **CAPITAL PRIORITIES REQUESTS**
 - Clair-Maltby Elementary School #1
- **PROGRAM REVIEW**
 - Wellington County IB Feasibility Study
- **BOUNDARY REVIEW**
 - South Guelph Regular Track

APPENDIX B
ENROLMENT TABLES

Orangeville Elementary Schools (DPE01)

Table 10 - Orangeville Elementary Review Area Enrolment and Utilization Projection

School	Program	OTG	Enrolment					Utilization					5 Yr FCI
			2018	2019	2020	2022	2027	2018	2019	2020	2022	2027	
Credit Meadows ES	JK-8 RT	426	454	466	476	447	402	107%	109%	112%	105%	94%	13%
Island Lake PS	JK-8 RT	490	525	539	535	560	553	107%	110%	109%	114%	113%	1%
Montgomery Village ES	JK-8 RT	481	516	511	500	481	443	107%	106%	104%	100%	92%	2%
Parkinson Centennial PS	JK-8 RT	521	291	294	279	264	229	82%	87%	84%	95%	88%	22%
	JK-3 FI		136	159	159	230	230						
	Sum		427	453	438	494	459						
Princess Elizabeth PS	JK-8 RT	636	248	256	256	243	317	87%	89%	87%	89%	101%	16%
	JK-6 FI		304	308	299	324	326						
	Sum		552	564	555	567	643						
Princess Margaret PS	JK-8 RT	443	307	300	297	318	317	69%	68%	67%	72%	72%	2%
Spencer Avenue ES	JK-8 RT	423	296	297	301	317	320	78%	80%	91%	110%	126%	0%
	4-8 GI		33	42	42	42	42						
	4-8 FI		0	0	42	105	173						
	Sum		329	339	385	464	535						
Review Area		3,420	3,110	3,172	3,186	3,331	3,352	91%	93%	93%	97%	98%	8%

Underutilized (80% or lower)
Well Utilized (between 80%-110%)
Overcrowded (110% or higher)

Dufferin Elementary Schools (DPE02)

Table 11 - Dufferin Elementary Review Area Enrolment and Utilization Projection

School	Program	OTG	Enrolment					Utilization					5 Yr FCI
			2018	2019	2020	2022	2027	2018	2019	2020	2022	2027	
Centennial Hylands ES	JK-8 RT	541	271	247	250	340	364	75%	73%	78%	100%	113%	16%
	JK-8 FI		135	149	173	203	245						
	Sum		406	396	423	543	609						
East Garafraxa PS	JK-8 RT	167	169	166	174	175	208	101%	99%	104%	105%	125%	13%
Glenbrook ES	JK-8 RT	449	535	535	525	561	554	119%	119%	117%	125%	123%	0%
Grand Valley & District PS	JK-8 RT	458	284	306	320	395	597	62%	67%	70%	86%	130%	21%
Hyland Heights ES	JK-8 RT	418	454	465	473	516	529	109%	111%	113%	123%	127%	18%
Laurelwoods ES	JK-8 RT	375	262	261	249	341	489	70%	70%	66%	91%	130%	6%
Mono Amaranth PS	JK-8 RT	328	187	174	160	158	155	115%	96%	88%	85%	82%	15%
	6-8 FI		189	142	128	120	113						
	Sum		376	316	288	278	268						
Primrose ES	JK-8 RT	377	500	484	490	498	519	133%	128%	130%	132%	138%	3%
Review Area		3,113	2,986	2,929	2,942	3,307	3,773	96%	94%	95%	106%	121%	12%

East Guelph Elementary Schools (WPE01)

Table 12 - East Guelph Elementary Review Area Enrolment and Utilization Projection

School	Program	OTG	Enrolment					Utilization					5 Yr FCI
			2018	2019	2020	2022	2027	2018	2019	2020	2022	2027	
Brant Ave PS	JK-6 RT	282	243	244	263	289	276	86%	87%	93%	102%	98%	29%
École Guelph Lake PS	JK-8 FI	541	397	416	458	495	514	73%	77%	85%	91%	95%	0%
École King George PS	JK-8 FI	481	508	506	497	541	551	106%	105%	103%	112%	115%	0%
Edward Johnson PS	JK-6 FI	285	350	341	349	352	338	123%	120%	122%	124%	119%	15%
John Galt PS	JK-6 RT	380	344	367	363	412	409	91%	97%	96%	108%	108%	0%
Ken Danby PS	JK-8 RT	576	513	538	545	560	561	89%	93%	95%	97%	97%	0%
Ottawa Crescent PS	JK-6 RT	357	222	225	227	218	213	62%	63%	64%	61%	60%	25%
Waverley Dr PS	JK-8 RT	616	393	413	420	373	395	84%	90%	95%	88%	91%	22%
	4-8 GI		126	139	166	166	166						
	Sum		519	552	586	539	561						
William C. Winegard PS	JK-8 RT	510	437	461	493	545	602	86%	90%	97%	107%	118%	0%
Review Area		4,028	3,533	3,650	3,781	3,951	4,025	88%	91%	94%	98%	100%	10%

West Guelph Elementary Schools (WPE02)

Table 13 - West Guelph Elementary Review Area Enrolment and Utilization Projection

School	Program	OTG	Enrolment					Utilization					5 Yr FCI
			2018	2019	2020	2022	2027	2018	2019	2020	2022	2027	
Central PS	JK-6 RT	274	227	226	222	238	243	83%	82%	81%	87%	89%	25%
Gateway Drive PS	JK-8 RT	369	220	214	202	241	249	73%	78%	82%	107%	104%	9%
	JK-3 FI		51	75	100	154	135						
	Sum		271	289	302	395	384						
June Avenue PS	JK-6 RT	257	182	178	195	182	187	71%	69%	76%	71%	73%	3%
Mitchell Woods PS	JK-8 RT	495	573	525	525	552	514	116%	106%	106%	112%	104%	5%
Paisley Road PS	JK-6 RT	510	197	201	202	267	298	86%	85%	90%	100%	99%	16%
	JK-6 FI		242	234	255	244	206						
	Sum		439	435	457	511	504						
Taylor Evans PS	JK-8 RT	465	404	441	446	431	465	87%	95%	96%	93%	100%	14%
Victory PS	JK-6 RT	308	98	116	120	100	96	88%	97%	97%	82%	81%	20%
	JK-4 FI		172	182	180	152	153						
	Sum		270	298	300	252	249						
Westwood PS	JK-8 RT	458	390	383	375	384	405	85%	84%	82%	84%	88%	14%
Willow Road PS	JK-8 RT	607	328	351	361	375	446	54%	58%	59%	62%	91%	15%
	4-8 FI		0	0	0	0	108						
	Sum		328	351	361	375	554						
Review Area		3,743	3,084	3,126	3,183	3,320	3,505	82%	84%	85%	89%	94%	13%

South Guelph Elementary Schools (WPE03)

Table 14 - South Guelph Elementary Review Area Enrolment and Utilization Projection

School	Program	OTG	Enrolment					Utilization					5 Yr FCI
			2018	2019	2020	2022	2027	2018	2019	2020	2022	2027	
Aberfoyle PS	JK-8 RT	423	384	387	390	404	515	91%	91%	92%	96%	122%	31%
École Arbour Vista PS	JK-8 FI	449	496	478	463	504	435	110%	106%	103%	112%	97%	0%
Fred A. Hamilton PS	JK-6 FI	308	273	270	273	277	265	89%	88%	89%	90%	86%	20%
Jean Little PS	JK-8 RT	343	406	453	442	393	424	118%	132%	129%	115%	124%	27%
John McCrae PS	JK-8 FI	484	624	584	563	624	573	129%	121%	116%	129%	118%	1%
Kortright Hills PS	JK-8 RT	426	483	463	475	484	522	113%	109%	112%	114%	123%	6%
Priory Park PS	JK-6 RT	280	193	195	220	262	374	69%	70%	79%	94%	134%	34%
Rickson Ridge PS	JK-8 RT	490	428	493	530	589	717	87%	101%	108%	120%	146%	0%
Sir Isaac Brock PS	JK-8 RT	527	528	521	502	472	420	100%	99%	95%	90%	80%	1%
Westminster Woods PS	JK-8 RT	588	679	681	665	664	650	115%	116%	113%	113%	111%	0%
Review Area		4,318	4,494	4,525	4,523	4,673	4,895	104%	105%	105%	108%	113%	12%

Guelph/Eramosa Elementary Schools (WPE04)

Table 15 - Guelph/Eramosa Elementary Review Area Enrolment and Utilization Projection

School	Program	OTG	Enrolment					Utilization					5 Yr FCI
			2018	2019	2020	2022	2027	2018	2019	2020	2022	2027	
École Harris Mill PS	JK-5 RT	320	150	140	136	119	127	96%	100%	96%	94%	98%	0%
	JK-5 FI		157	179	172	183	185						
	Sum		307	319	308	302	312						
Eramosa PS	JK-6 RT	164	125	117	118	126	146	76%	71%	72%	77%	89%	34%
Rockwood Centennial PS	JK-8 RT	469	375	352	322	297	283	80%	75%	75%	73%	73%	16%
	6-8 FI		0	0	28	47	61						
	Sum		375	352	350	344	344						
Review Area		953	807	788	776	772	802	85%	83%	81%	81%	84%	17%

Wellington North Elementary Schools (WPE05)

Table 16 - Wellington North Elementary Review Area Enrolment and Utilization Projection

School	Program	OTG	Enrolment					Utilization					5 Yr FCI
			2018	2019	2020	2022	2027	2018	2019	2020	2022	2027	
Arthur PS	JK-8 RT	446	344	333	334	349	358	77%	75%	75%	78%	80%	22%
Kenilworth PS	JK-6 RT	118	89	73	76	68	71	75%	62%	64%	58%	60%	38%
Victoria Cross PS	JK-8 RT	409	387	397	397	425	473	95%	97%	97%	104%	116%	16%
Review Area		973	820	803	807	842	902	84%	83%	83%	87%	93%	25%

Minto Elementary Schools (WPE06)

Table 17 - Minto Elementary Review Area Enrolment and Utilization Projection

School	Program	OTG	Enrolment					Utilization					5 Yr FCI
			2018	2019	2020	2022	2027	2018	2019	2020	2022	2027	
Minto Clifford PS	JK-8 RT	500	451	479	488	475	500	90%	96%	98%	95%	100%	15%
Palmerston PS	JK-8 RT	426	220	244	248	231	268	101%	106%	110%	111%	123%	10%
	JK-8 FI		211	206	220	241	254						
	Sum		431	450	468	472	522						
Review Area		926	882	929	956	947	1,022	95%	100%	103%	102%	110%	13%

Mapleton Elementary Schools (WPE07)

Table 18 - Mapleton Elementary Review Area Enrolment and Utilization Projection

School	Program	OTG	Enrolment					Utilization					5 Yr FCI
			2018	2019	2020	2022	2027	2018	2019	2020	2022	2027	
Alma PS	JK-6 RT	190	121	100	99	102	103	64%	53%	52%	54%	54%	18%
Centre Peel PS	JK-6 RT	282	229	212	197	213	231	81%	75%	70%	76%	82%	8%
Drayton Heights PS	JK-8 RT	351	347	367	364	412	441	99%	105%	104%	117%	126%	14%
Maryborough PS	JK-6 RT	179	192	188	200	224	232	107%	105%	112%	125%	130%	2%
Review Area		1,002	889	867	860	951	1,007	89%	87%	86%	95%	100%	11%

Centre Wellington Elementary Schools (WPE08)

Table 19 - Centre Wellington Elementary Review Area Enrolment and Utilization Projection

School	Program	OTG	Enrolment					Utilization					5 Yr FCI
			2018	2019	2020	2022	2027	2018	2019	2020	2022	2027	
Elora PS	JK-8 RT	464	441	458	485	525	749	95%	99%	105%	113%	161%	18%
J. Douglas Hogarth PS	JK-8 RT	573	374	376	356	323	380	107%	110%	108%	104%	113%	15%
	3-8 FI		238	255	264	272	270						
	Sum		612	631	620	595	650						
James McQueen PS	JK-3 RT	380	97	90	87	92	92	81%	74%	73%	76%	78%	14%
	JK-2 FI		209	193	192	198	203						
	Sum		306	283	279	290	295						
John Black PS	JK-8 RT	328	369	351	355	379	387	113%	107%	108%	116%	118%	22%
Ponsonby PS	JK-6 RT	190	188	187	181	203	205	99%	98%	95%	107%	108%	6%
Salem PS	JK-6 RT	213	207	240	262	353	512	97%	113%	123%	166%	240%	6%
Victoria Terrace PS	JK-6 RT	222	203	218	235	270	266	91%	98%	106%	122%	120%	25%
Review Area		2,370	2,326	2,368	2,417	2,615	3,064	98%	100%	102%	110%	129%	15%

Erin Elementary Schools (WPE09)

Table 20 - Erin Elementary Review Area Enrolment and Utilization Projection

School	Program	OTG	Enrolment					Utilization					5 Yr FCI
			2018	2019	2020	2022	2027	2018	2019	2020	2022	2027	
Brisbane PS	JK-6 RT	446	130	131	134	146	192	86%	87%	89%	95%	123%	6%
	JK-6 FI		252	259	262	276	357						
	Sum		382	390	396	422	549						
Erin PS	JK-8 RT	535	304	295	287	264	724	68%	65%	63%	60%	148%	16%
	7-8 FI		58	52	51	56	67						
	Sum		362	347	338	320	791						
Ross R. MacKay PS	JK-6 RT	199	81	91	90	72	165	41%	46%	45%	36%	83%	20%
Review Area		1,180	825	828	824	814	1505	70%	70%	70%	69%	128%	14%

Dufferin Secondary Schools (DPS01)

Table 21 - Dufferin Secondary Review Area Enrolment and Utilization Projection

School	Program	OTG	Enrolment					Utilization					5 Yr FCI
			2018	2019	2020	2022	2027	2018	2019	2020	2022	2027	
Centre Dufferin DHS	9-12	798	816	818	892	1,018	1,059	102%	103%	112%	128%	133%	28%
Orangeville DSS	9-12	1,332	1,162	1,133	1,117	1,019	987	87%	85%	84%	77%	74%	25%
Westside SS	9-12	777	874	804	814	842	852	112%	103%	105%	108%	110%	5%
Review Area		2,907	2,852	2,755	2,823	2,879	2,898	98%	95%	97%	99%	100%	19%

Guelph Secondary Schools (WPS01)

Table 22 - Guelph Secondary Review Area Enrolment and Utilization Projection

School	Program	OTG	Enrolment					Utilization					5 Yr FCI
			2018	2019	2020	2022	2027	2018	2019	2020	2022	2027	
Centennial CVI	9-12	1,167	1,570	1,596	1,666	1,699	1,626	135%	137%	143%	146%	139%	26%
College Heights SS	9-12	516	419	424	431	484	454	81%	82%	84%	94%	88%	30%
Guelph CVI	9-12	1,248	1,255	1,209	1,221	1,202	1,229	125%	125%	127%	128%	131%	30%
	9-12 IB		306	353	363	391	404						
	Sum		1,561	1,562	1,584	1,593	1,633						
JF Ross CVI	9-12	1,800	1,514	1,486	1,555	1,628	1,515	111%	110%	117%	127%	137%	20%
	9-12 FI		478	483	553	665	951						
	Sum		1,992	1,969	2,108	2,293	2,466						
Review Area		4,731	5,542	5,551	5,789	6,069	6,179	117%	117%	122%	128%	131%	27%

Wellington Secondary Schools (WPS02)

Table 23 - Wellington Secondary Review Area Enrolment and Utilization Projection

School	Program	OTG	Enrolment					Utilization					5 Yr FCI
			2018	2019	2020	2022	2027	2018	2019	2020	2022	2027	
Centre Wellington DHS	9-12	1,467	1,179	1,168	1,174	1,167	1,306	86%	85%	86%	87%	97%	3%
	9-12 FI		85	86	93	102	122						
	Sum		1,264	1,254	1,267	1,269	1,428						
Norwell DSS	9-12	975	650	627	653	635	668	70%	69%	71%	69%	74%	30%
	9-12 FI		34	44	35	34	52						
	Sum		684	671	688	669	720						
Wellington Heights DHS	9-12	651	499	468	453	444	474	77%	72%	70%	68%	73%	2%
Review Area		3,093	2,447	2,393	2,408	2,382	2,622	79%	77%	78%	77%	85%	12%

Erin Secondary School (WPS03)

Table 24 - Erin Secondary Review Area Enrolment and Utilization Projection Assuming Housing Development Starting in 2022

School	Program	OTG	Enrolment					Utilization					5 Yr FCI
			2018	2019	2020	2022	2027	2018	2019	2020	2022	2027	
Erin DHS	9-12	558	308	324	326	338	418	80%	86%	92%	98%	120%	5%
	9-12 FI		137	158	189	210	253						
	Sum		445	482	515	548	671						
Review Area		558	445	482	515	548	671	80%	86%	92%	98%	120%	5%

APPENDIX C

**UPDATED CHILDCARE AND BEFORE
AND AFTER SCHOOL PROGRAM
INFORMATION**

Table 21 - Before and After School and Childcare Programs in 2019/20

School	2019/20 Before and/or After School Program (BASP)				2019/20 Full Day Child Care On Site	Third Party Child Care Operator
	Kindergarten (JK/SK) Licensed or Authorized Rec'l		School Age (Grade 1-6) Licensed or Authorized Rec'l			
	Before School	After School	Before School	After School		
Aberfoyle PS		X		X		YMCA-YWCA of Guelph
Alma PS						
École Arbour Vista PS		X	X School Age Majority	X		Montessori School of Wellington
Arthur PS						
Brant Ave PS		X				YMCA-YWCA of Guelph
Brisbane PS	X	X	X	X		Appleseed Child Care Centre Inc
Centennial Hylands ES	X	X	X	X	X	YMCA - Greater Toronto Area
Central PS	X Kindergarten Majority	X		X		YMCA-YWCA of Guelph
Centre Peel PS						
Credit Meadows ES	X	X	X	X	X	YMCA - Greater Toronto Area
Drayton Heights PS						
East Garafraxa ES						
Edward Johnson PS	X Kindergarten Majority	X		X		YMCA-YWCA of Guelph
Elora PS						

2019/20

Before and/or After School Program (BASP)

School

Kindergarten
(JK/SK) Licensed or
Authorized Rec'lSchool Age
(Grade 1-6)
Licensed or
Authorized Rec'l2019/20
Full Day
Child
Care
On SiteThird Party
Child Care
OperatorBefore
SchoolAfter
SchoolBefore
SchoolAfter
School

School	Kindergarten (JK/SK) Licensed or Authorized Rec'l	Kindergarten (JK/SK) Licensed or Authorized Rec'l	School Age (Grade 1-6) Licensed or Authorized Rec'l	School Age (Grade 1-6) Licensed or Authorized Rec'l	2019/20 Full Day Child Care On Site	Third Party Child Care Operator
	Before School	After School	Before School	After School		
Eramosa PS						
Erin PS			X School Age Majority	X School Age Majority	X	Appleseed Child Care Centre Inc – Before and After School Program YMCA-YWCA of Guelph – Full Day Child Care Centre
Fred A. Hamilton PS		X	X School Age Majority	X	X	YMCA-YWCA of Guelph
Gateway Drive PS		X				YMCA-YWCA of Guelph
Glenbrook ES	X	X	X	X		YMCA - Greater Toronto Area
Grand Valley and District PS	X	X	X	X		YMCA - Greater Toronto Area
École Guelph Lake PS	X	X	X	X		YMCA-YWCA of Guelph
École Harris Mill PS		X	X School Age Majority	X		YMCA-YWCA of Guelph
Hyland Heights ES	X	X	X	X	X	Hyland Centre Child Care
Island Lake PS	X	X	X	X		Sandbox Tech Child Care Ltd
J.D. Hogarth PS	X	X	X	X	X	Community Resource Centre
James McQueen PS	X	X	X	X		Community Resource Centre

2019/20

Before and/or After School Program (BASP)

School

Kindergarten
(JK/SK) Licensed or
Authorized Rec'ISchool Age
(Grade 1-6)
Licensed or
Authorized Rec'I2019/20
Full Day
Child
Care
On SiteThird Party
Child Care
OperatorBefore
SchoolAfter
SchoolBefore
SchoolAfter
School

School	Kindergarten (JK/SK) Licensed or Authorized Rec'I	Kindergarten (JK/SK) Licensed or Authorized Rec'I	School Age (Grade 1-6) Licensed or Authorized Rec'I	School Age (Grade 1-6) Licensed or Authorized Rec'I	2019/20 Full Day Child Care On Site	Third Party Child Care Operator
	Before School	After School	Before School	After School		
Jean Little PS		X	X School Age Majority	X	X	YMCA-YWCA of Guelph
John Black PS						
John Galt PS						
John McCrae PS		X		X		YMCA-YWCA of Guelph
June Avenue PS						
Ken Danby PS	X	X	X	X		YMCA-YWCA of Guelph
Kenilworth PS						
École King George PS		X		X		YMCA-YWCA of Guelph
Kortright Hills PS		X		X		Offsite After School Program- YMCA-YWCA of Guelph - 130 Woodland Drive- not under a BASP Agreement with UGDSB for this Program
Laurelwoods PS						
Maryborough PS						
Minto-Clifford PS				X School Age Majority		The Corporation of the Town of Minto
Mitchell Woods PS		X		X		YMCA-YWCA of Guelph

2019/20

Before and/or After School Program (BASP)

School

Kindergarten
(JK/SK) Licensed or
Authorized Rec'lSchool Age
(Grade 1-6)
Licensed or
Authorized Rec'l2019/20
Full Day
Child
Care
On SiteThird Party
Child Care
OperatorBefore
SchoolAfter
SchoolBefore
SchoolAfter
School

School	Kindergarten (JK/SK) Licensed or Authorized Rec'l	Kindergarten (JK/SK) Licensed or Authorized Rec'l	School Age (Grade 1-6) Licensed or Authorized Rec'l	School Age (Grade 1-6) Licensed or Authorized Rec'l	2019/20 Full Day Child Care On Site	Third Party Child Care Operator
	Before School	After School	Before School	After School		
Mono- Amaranth PS			X School Age Majority	X School Age Majority		YMCA - Greater Toronto Area
Montgomery Village ES	X	X	X	X	X	Sandbox Tech Child Care Ltd
Ottawa Crescent PS						
Paisley Road PS	X Kindergarten Majority	X		X		YMCA-YWCA of Guelph
Palmerston PS				X School Age Majority	X	The Corporation of the Town of Minto- Before and After School Program County of Wellington- Child Care and Learning Centre- Full Day Child Care Centre
Parkinson Centennial PS		X	X School Age Majority	X		YMCA - Greater Toronto Area
Ponsonby PS						
Primrose ES			X School Age Majority	X School Age Majority		YMCA - Greater Toronto Area
Princess Elizabeth PS	X	X	X	X		YMCA - Greater Toronto Area

2019/20

Before and/or After School Program (BASP)

School	Kindergarten (JK/SK) Licensed or Authorized Rec'l		School Age (Grade 1-6) Licensed or Authorized Rec'l		2019/20 Full Day Child Care On Site	Third Party Child Care Operator
	Before School	After School	Before School	After School		
	Princess Margaret PS		X	X School Age Majority		
Priory Park PS						
Rickson Ridge PS	X	X	X	X	X	YMCA-YWCA of Guelph
Rockwood Centennial PS						
Ross R Mackay PS						
Salem PS						
Sir Isaac Brock PS		X	X School Age Majority	X		Montessori School of Wellington
Spencer Avenue ES	X	X	X	X		YMCA - Greater Toronto Area
Taylor Evans PS	X	X	X	X	X	Wellington Early Learning Centres Inc
Victoria Cross PS						
Victoria Terrace PS						
Victory PS	X	X	X	X		Victory Kids Club
Waverley Drive PS						
Westminster Woods PS		X	X School Age Majority	X		Montessori School of Wellington
Westwood PS						
William C. Winegard PS		X		X		YMCA-YWCA of Guelph

2019/20

Before and/or After School Program (BASP)

School

Kindergarten
(JK/SK) Licensed or
Authorized Rec'l

School Age
(Grade 1-6)
Licensed or
Authorized Rec'l

2019/20
Full Day
Child
Care
On Site

Third Party
Child Care
Operator

Before
School

After
School

Before
School

After
School

Willow Rd PS

**Number of
Schools/
Programs**

65

20

36

28

39

11

31%

55%

43%

60%

17%