




# Welcome to Kindergarten



## Accessible Reading Options:

This PDF document can be translated using [Google Translate](#) and read through screen readers on mobile devices.

Please contact the school if you would like additional support.



Please [click here](#) to access a slide deck to read with children.

Please [click here](#) to access a slide deck of information for families.

Please click here to access the Ecole Guelph Lake folder of resources for new French Immersion Junior Kindergarten Families



# Welcome to Kindergarten

Let's peek inside and find  
out what Kindergarten is all  
about!

A story for new Junior  
Kindergarten Students.



# I wonder what happens in Kindergarten?



Let's read this book together and find out.

When I get to school I will line up with the other children.



I will go inside with my educators.

When I go into my classroom I will have a special spot for my coat and backpack.



photo by Micah Green



I will make new friends.





I will share and take turns with  
my new friends.





I will learn about lots of new things, like counting in French and my abc's.



What else would you like to learn about?



I Spy...



many places for me to play and learn new things with my educators and my friends.

I will learn inside and  
I will learn outside.



I can make paintings and crafts in  
Kindergarten.



I will eat my lunch at school.






I can do things on my own.  
I can tidy up.  
I can wash my hands.  
I can dress myself for recess.



I will get to have recess and play outside.



I will get to go to the Gym and to the Library.





I will get to listen to stories,



and share stories with my  
new friends.



I will even get to make my own stories.



I will get to build and create things.



At the end of the day I will go home  
and share what I learned.



In Kindergarten I will learn to be a good friend and I will make new ones too.

I will learn my shapes and how to read new words.


I will have fun in Kindergarten.



We can't wait to meet you!!!

Have a fun filled summer with your family.

We will see you in September.



**Find Your Path**



# Welcome!



Starting Kindergarten is an exciting time for both you and your child. We can't wait to welcome your child into our caring school community. We hope that the information in this guide will help you prepare for this next big milestone, Kindergarten.



# Introducing our staff!

Most classes are taught by a team of educators, including a Teacher and an Early Childhood Educator (ECE). In smaller classes there may only be a Teacher.

Teachers and ECEs are a team that each bring a special set of skills to the classroom to create a nurturing learning environment.

Parents will get to know each educator and can rely on them both for communication and support with their child's learning.

Classes are also supported by planning time teachers who may teach Phys. Ed., Music, or inquiry in the classroom.





# Other important helpers in our school

- Mme Labelle, our Principal
- Mr. Lindsay, our Vice Principal
- Mme Schaefer, our Office Coordinator
- M. Tiago, our Custodian



# A TYPICAL DAY IN KINDERGARTEN

- 9:05 - Entry Bell
- Attendance & Announcements
- Intentional Play-based Learning with embedded Math & Literacy
- 10:45-11:25 - First Nutrition Break
- Intentional Play-based learning with embedded Math & Literacy
- 1:05-1:45 - Second Nutrition Break
- Quiet time followed by Gym/Library/Music
- Intentional Play-based learning with embedded Math & Literacy
- 3:25 - Dismissal



*\* Kindergarten students are provided with extra time to eat, but please don't be surprised if they don't finish all you send in the beginning*

# Learning through an Intentional Play-Based Approach



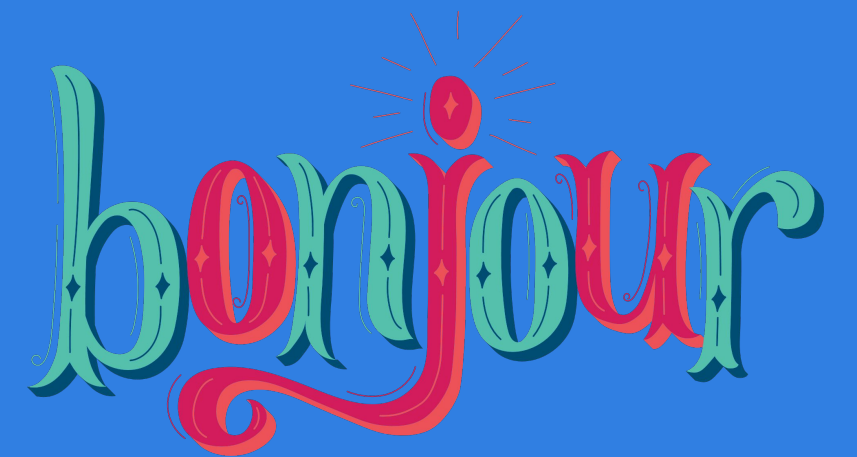
Your child will participate in a variety of indoor and outdoor learning opportunities daily. Throughout the day, the educators will support with small groups and individuals to work on skills and concepts appropriate to each child's level of development. Educators also embed themselves in the play as they observe and interact with the students fostering rich learning.

Click on this link for more information: [A Parent's Guide to Play-Based Learning in Full-Day Kindergarten](#)

# French Immersion

French Immersion is a program designed to offer students opportunities to acquire a high level of proficiency in French while maintaining and developing English Language.

The Kindergarten Program in French Immersion mirrors the English program; however, French is the only language of instruction from JK to Grade 2. French immersion students begin English instruction in Grade 3.



# The Kindergarten Program

The Kindergarten Curriculum is organized by 4 'frames' or areas of learning.

Expectations for learning are embedded within these frames. The following four slides will demonstrate how learning happens in Kindergarten.

*During the regular school day, children are involved in many different kinds of activities designed to help young learners explore, discover and grow. They will have opportunities to initiate learning and play, as well as take part in more structured play-based learning under the guidance of a teacher and early childhood educator.*

*The teacher and early childhood educator are guided by a curriculum document that reflects the existing kindergarten program, as well as current best practices.*

*Through play-based learning and small group instruction children develop a strong foundation for learning in all areas, including language and math. They also engage in healthy physical activity, the arts, and develop socially and emotionally through interaction with peers and the educators who guide them.*

# A Day in the Life of Kindergarten

~ Exploring the 4 Frames of the Kindergarten Curriculum ~

## Literacy & Mathematics Behaviours

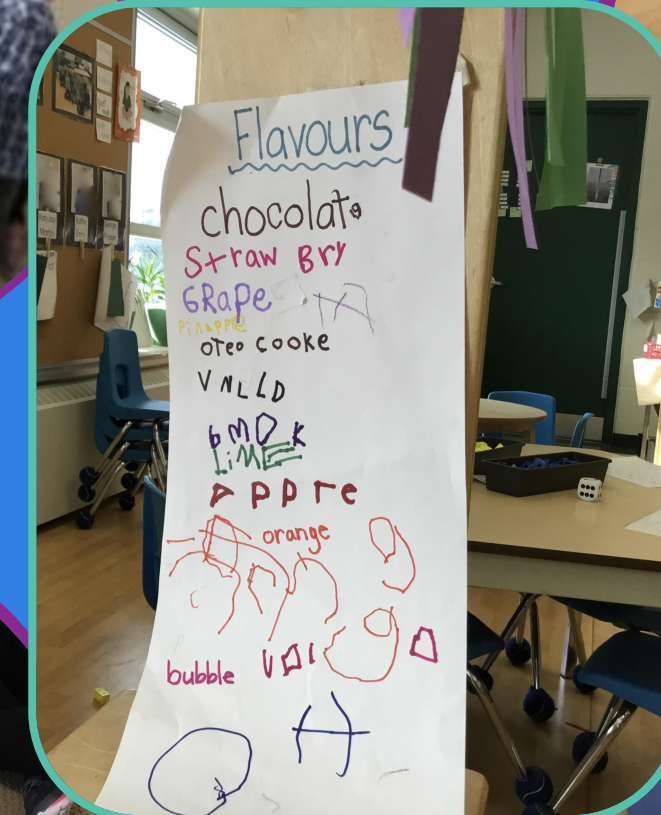
- Oral language
- Rhyming
- Letters and sounds,
- Printing Skills
- Early reading & writing skills
- Number recognition
- Counting and matching
- Shapes
- Patterning




Exploring Numbers



Practicing Letters



Writing in the Dramatic Play Centre



Building Words



Counting & Reading

# Self Regulation & Wellbeing



Movement



Collaboration  
&  
Sharing



Dramatic Play

- Learning about health and well-being
- Building self regulation
- Using social skills in play
- Exploring movement

# Belonging & Contributing

- Developing social skills
- Sharing thoughts and feelings
- Building a positive self image
- Care for self and others
- Care and respect for the environment
- Explore the arts



# Problem Solving and Innovation

- Explore through hands on investigations and observations
- Share questions, thinking, and learning with others
- Use problem solving skills on their own and with others
- Create and design



It began with building a floor

We measured to see if the floor was big enough for the house!

Authentic conversations about measurement and cooperation and creativity at its finest!

# Learning Outdoors

Outdoor learning environments are an extension of the classroom. Outdoor play engages our student's natural curiosities, well-being and character development.

Educators plan purposeful lessons and activities that support the development of literacy and math skills as well as engage students in inquiry, environmental stewardship and the arts through different ways than in the regular classroom.

Most days your child will engage in play-based learning outdoors.

We get messy! Please make sure your child comes to school dressed for outdoor play and weather conditions (e.g., coats, snow pants, boots, etc.).



# Daily School Safety Routines

More than ever we understand the importance of daily safety & hygiene routines. Practicing these two key routines at home will support your child in their transition to Kindergarten.

**HAND HYGIENE** - students will be supported to engage in routine hand washing and the use of hand sanitizer. Hand hygiene will be practiced upon entry into the classroom, before and after eating, following washroom use, prior to moving into a new learning space within the classroom and prior to exiting the classroom.

**COUGH & SNEEZE ETIQUETTE** - students will be taught and coached to cough and/or sneeze into their elbow and to use a tissue to blow their nose. Students will be coached to enjoy their own food. No sharing.

\*Our safety routines follow the guidelines established by Public Health..  
[For more information about school protocols from Public Health click here.](#)

# Ways to Support Your Child's Learning

## TALK AT HOME


Speaking and listening is key in supporting a child's literacy development. You may enjoy asking questions about their day, who they played with and what they did and can extend conversation with questions like "what did you do before that happened/after that happened?" You could share about your day as well and encourage your child to ask you questions too.

If you speak languages other than English at home, we encourage you to engage with your child in those languages as well. Oral conversations and stories in our first language should be celebrated and shared as they support a child's literacy and personal development.



## **BUILD RELATIONSHIP SKILLS**

Young children enjoy playing games and activities and will benefit from opportunities that require sharing, giving and receiving different opinions, waiting their turn, and new ways of doing something. You may want to include a variety of activities that include both active and pretend play. Providing opportunities to develop problem solving skills and recognizing ways to manage stressful moments also supports a child's early social and emotional development (for example, counting to 5, deep breaths).



## **FOSTER INDEPENDENCE**

At this age children are ready to begin to learn more independence. You can help your child by offering opportunities and celebrating their attempts at independence (such as doing up zippers, putting on shoes and coats, and opening snack containers.)

## READ, READ, READ

Children love to engage with stories. They do this in lots of ways, some love to look at pictures, some like listening, and others love to make up their own stories as they flip the pages in a book. Sharing a book or a story with your child is a great way to spend time together. You may want to try to make this part of a daily routine. If your family has books and stories to share in other languages you are encouraged to share these with your child as well.



Children at this age often enjoy drawing and writing. Writing at this stage may just look like scribbles on a page, but it has meaning to them and this is a great place to start. Children also enjoy sharing their stories and pictures (even if they are still making it up). This sharing helps to encourage them to keep building this skill.

## MATH

Playing games helps to build math skills. Turning everyday activities into math moments, like counting spoons at the dinner table, or counting the number of stop signs on a family walk can be fun ways to build these skills with your child.



## BUILDING BIG AND SMALL MOVEMENT SKILLS

Children at this age often love running, jumping, skipping, hopping, and throwing balls. You can help them to build on these big movement skills by providing opportunities and teaching safe times and spaces to do so.

Children can build their small movement skills through fun activities like using tweezers to pick up small objects, cutting safely with scissors, pouring water, using Playdoh, and using various materials to colour, draw and trace.

# What Does My Child Need for School?

## Recommended:

- Indoor Shoes (running shoes that they can put on independently, for example, with velcro).
- A change of clothes in a baggie labeled with their name that can stay at school.
- A backpack that your child can easily pack and unpack, lunch bag with containers they can independently open, and water bottle.

Note, Kindergarten children do not need pencils, crayons, paper etc. These items are provided as part of the Kindergarten program.

**If possible, items to donate to the classroom:** tissue boxes, baby wipes, ziploc or kitchen bags for wet/dirty clothing.

**If you do not have access to these resources, contact the school to see how they can help.**



# The following slides will provide helpful information as we get ready to 'start school'

Arrival & Dismissal Routines (as well as bussing)

Building Independence and Self Care

Communication with School and Teacher




# ARRIVAL & DISMISSAL ROUTINES

Upon arriving at school, students will be greeted by a teacher or ECE outside. Children typically have a bit of play time with their new friends upon arrival, before the entry bell. Supervision begins 15 minutes before the start of our school day. The educators will greet each child as they are dropped off and bring them into the school.

At dismissal you can pick up your child in the same location as drop off. You will need to check-in with an educator on duty before leaving with your child. Supervision is available for 15 minutes after the end of our school day.

Please let the school know when your child will be late or absent by leaving a message with the school office by calling (519) 822 9271.



# BUS INFORMATION

If your child takes a bus they will be greeted each morning and taken from the bus to the supervised play yard. At the end of the day they will be taken to their bus by a supervisor.

You will need to meet the bus at the drop off time and location given to you by Transportation.


The [First Rider Program](#) is open to both bused students and walkers. This valuable program includes a short video, a question-answer period, and a short bus ride. These sessions are scheduled for 9, 10 and 11am, and are approximately 45 minutes in length. ONLINE REGISTRATION BEGINS JUNE 1, 2022

Bus information will be mailed to families in mid-August from [Transportation](#).



# How Will We Support Your Child to Build Independence at School?

- Children are given a cubby of their own and supported in learning to take care of their own lunch bags, clothing and backpacks.
- As the year goes on, children will learn about appropriate clothing for the weather and how to get dressed for going outside by themselves (e.g. take on and off coats, snow pants and mitts)
- Children will be supported to learn where things go and how to work together to tidy up.
- Educators will, when necessary, coach children through the process of using the washroom with the aim of building independence.
- Children will be encouraged, initially with support, to unpack their lunches during the two nutrition breaks.



# Communication with School and Teacher

We are committed to working with you to build a strong home-school connection. Please feel free to connect with us to ask questions or share information about things happening at home that would be important for us to know.

Stay connected by visiting our school website and twitter feed.

If you have concerns about your child's transition to school please reach out to the school office.

If your child has any medical concerns please contact the school office to develop a 'plan of care' to meet the needs of your child.

# School Cash Online

School Cash Online is an online site that parents access to electronically pay for Trips, Pizza, milk, etc. You will need to set up an account to do this ***in September*** once you receive your child's Ontario Education Number (OEN).


On the school website at the bottom of the page you will see this box.



Click on this [link](#) to register and create an account. Contact the school if you have any questions.

# Ways to get involved!

- School and class newsletters
- Open House: special school events
- Parent/Teacher conferences
- Volunteer & School Council
- Inquire about becoming a lunch supervisor
- Make sure to sign up for electronic messages through UGConnect (CASL Compliant) <https://www.ugdsb.ca/parents/ugconnect-app/>
- Parent Involvement Committee  
(Board Level ~ learn more by [clicking this link](#))



# Parent Resources

Please click the link below to access some parent resources:



- Getting Ready for Kindergarten
- Transportation Info
- Self ID Postcard
- Full Day Kindergarten Q and A
- Before &/or After School Programs
- Erin Oak Kids Communication Checkup
- Guelph & Wellington Speech & Language Support
- and more...



# Before and After School Care

YMCA of Three Rivers

Vanessa Wiatr-Fraser

PHONE: 519-824-5150 ext. 256

EMAIL: [vanessa.wiatr-fraser@utr.ymca.ca](mailto:vanessa.wiatr-fraser@utr.ymca.ca)

<https://www.guelphy.org/en/child-care/after-school--kindergarten.aspx>



**YMCA of  
Three Rivers**  
Guelph

# School Council



School Council would like to give a warm welcome to the many new families that are joining us this year. We are happy to have you as part of our growing community.

Being involved in our school council is an excellent opportunity to get to know other parents and see how a small amount of your time can greatly impact our school. No commitment required! Join our first school council meeting of the year on September 19 from 6:00-7:00 p.m. in the school library. Further information will be posted on the school website in early September.

Keep up to date with what is happening at the school, and connect with our school community through the [School Council page](#) on the school website.

We can also be reached at [SC.GuelphLake@ugdsb.on.ca](mailto:SC.GuelphLake@ugdsb.on.ca)

# We can't wait to welcome you to our school!



## Find Your Path