

## Brisbane P.S. Fundraising Information



**We hope you are all having great year so far!!**

As you may know by now, we are currently facing the task of not only raising funds to continue to provide fantastic programs such as Silverbirch, Forest of Reading Program and Scientists in the School, but also to replace the playground structures at both the primary and junior ends of the school. It is also our goal to create fun and educational natural play spaces throughout the yard for the students.

While the playground project is a massive undertaking, we must also note that our primary goal this year is to raise funds that will ensure that our students keep all the wonderful existing programs throughout the current school year.

The School council has elected to take on this task in 2 ways. The School Council Fundraising Committee will continue to execute existing and established fundraisers throughout the year such as Fresh from the Farm & our Annual Move-A-Thon.

School Council has also created a separate committee to work at meeting our playground fundraising goal in a variety of different and exciting ways. The Playground Fundraising Committee will be implementing events and incentives throughout the year that not only aim to raise funds for the playground, but to engage members of both the school and the community in our fundraising efforts. They are currently working on a Chocolate Fundraiser, A Movie night in November for parents to have some free holiday shopping time, and a number of fresh new ideas that add the FUN to Fundraising!

As a continued Fundraiser for the School, we will also be accepting donations through the Upper Grand Learning Foundation. The Upper Grand District School Board has established a charitable foundation called the Upper Grand Learning Foundation that gives the school 100% of the funds. The cost of the playground renovation is upwards of \$120 000, so every dollar will DEFINITELY make a difference! The UGLF also allows donors to have their donation go directly towards the fundraiser of the donor's choice by specifying on the donor form where you would like your funds allocated. As well, any person who donates over \$20 through UGLF will be issued a tax receipt. Third-party fundraisers can also donate by this method. For more information on Third-Party fundraising, please contact the Playground Fundraising Chair at [brisbaneplaygroundfundraising@gmail.com](mailto:brisbaneplaygroundfundraising@gmail.com).

If you would like to make a donation to Brisbane through the Upper Grand Learning Foundation, you can do so on line at [www.canadahelps.org/en/charities/upper-grand-learning-foundation](http://www.canadahelps.org/en/charities/upper-grand-learning-foundation)

To have your support go to a specific area, follow these instructions: On the form, please go to "Please use my gift towards" and go to "

Assisting the following school: Brisbane.

Specify: (Playground, Scientists in the School, etc)

The second way to donate to through UGLF is to print off the attached form and fill it out indicating where your contributions should be allocated and send it to the school with a cheque made out to Upper Grand Learning Foundation. Donations can be made at any time throughout the school year by this method.

If you have any questions or concerns please feel free to email our Fundraising Chair, Danae Wallace at [brisbanepsfundraising@gmail.com](mailto:brisbanepsfundraising@gmail.com).

Thank you for sharing our fundraising activities with your friends and families, and for your ongoing support and dedication to Brisbane Public School!

**Danae Wallace**  
**Brisbane Fundraising Committee Chair**

**Tracey Wallace**  
**Playground Fundraising Committee Chair**



### CONTRIBUTION FORM

I would like to make the following gift:

\$20       \$50       \$100      Other: \$ \_\_\_\_\_

(Tax receipts will be issued for contributions of \$20 or more)

**A) Donor Information (PLEASE PRINT):**

Name (as it will appear on your tax receipt, if applicable) :

\_\_\_\_\_

Address (full mailing address, including postal code):

\_\_\_\_\_

**B) Please use my gift towards:**

Assisting the following school: Brisbane Public School

I'd like my donation to the above school to go towards:

A particular program, fundraiser or event: \_\_\_\_\_

An award: \_\_\_\_\_

Other: \_\_\_\_\_

Scholarship Fund: \_\_\_\_\_

(A scholarship agreement with the UGLF is required)

The Free to Achieve Fund:     General      OR       Special Purpose: \_\_\_\_\_

The General Fund, to fund Foundation activities in the community and other areas of need

**C) Payment Method: (Donations may be made on-line through Canada Helps –**

<https://www.canadahelps.org/en/charities/upper-grand-learning-foundation/>

I have enclosed a cheque made payable to the Upper Grand Learning Foundation in the amount of: \$ \_\_\_\_\_

Please charge my [VISA] or [MASTERCARD] for \$ \_\_\_\_\_ (there is a 3.5% fee charged by banks for credit card donations)

Card Number: \_\_\_\_\_      Expiry Date: \_\_\_\_\_

**D) Donor Signature:**

\_\_\_\_\_

For recognition purposes, I wish to remain anonymous  
(Privacy Policy at [www.uppergrandlearningfoundation.com](http://www.uppergrandlearningfoundation.com))

No tax receipt required



## WHY is this needed?

- In October 2016, the majority of the school playground equipment unexpectedly failed safety inspection and is being removed.
- The last major school yard renovation was approximately 25 years ago when the existing structures were put in.
- Currently, the Junior area of the playground has almost no shade.

## HOW is this being addressed?

- The School Board does not fund playground installations; they designate it to be the responsibility of the School and its Council.
- A committee of parent volunteers, working with the Brisbane Principal and School Council, are leading all aspects of the project.
- The team is conducting fundraising activities, as well as applying for various grants.

## WHAT is the design strategy?

- Include numerous smaller elements, rather than just one large structure.
- Incorporate more nature and allow for more open-ended exploration and varied play styles.
- Create an outdoor classroom.
- Add more useful shade, especially in the Junior area.



## HOW can you help?

To donate directly, please visit the Upper Grand Learning Foundation website at

[www.uppergrandlearningfoundation.com](http://www.uppergrandlearningfoundation.com)

and give today! It is very important that you **designate your donation** to the "Brisbane School Playground". Charitable tax receipts will be issued for contributions of \$20 or more.

For sponsorship opportunities, or for the donation of services or materials, please contact the Brisbane School Playground Committee at [BrisbanePlayground@gmail.com](mailto:BrisbanePlayground@gmail.com)

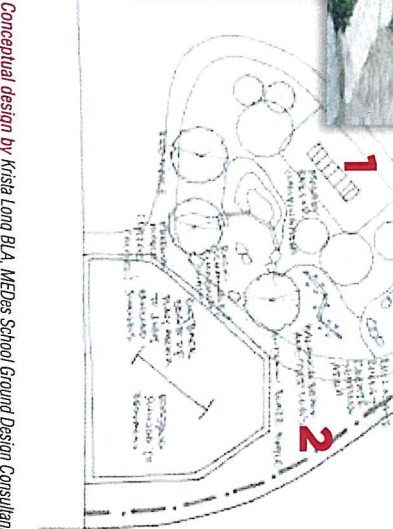




Leave a legacy! Thank you for your support of the children in our community.

*Thank you to Wow Design Studio (brochure design) and Mowbray Wright Financial (cost for printing brochures).*

# PLEASE HELP REBUILD Brisbane Public School's Playground

Project Cost \$110,000





Conceptual design by Krista Long BIA, MEDes School Ground Design Consultant  
 Images courtesy of Earthscape, Playground Imaginering, Timber Creations,  
 Learning Landscapes Design, J.C. Rock, and Henderson Recreation Equipment

**1 – Junior Active Play Area**

Include natural climbing and balancing apparatus complimented by a pre-fabricated structure. The existing pea gravel will be replaced by an accessible engineered wood fibre play surface and numerous trees and shrubs will be planted.

**2 – Junior Quiet Play Area**

Incorporate shaded sitting space and possible games tables for quiet play and conversation.

**3 – Outdoor Classroom**

Improve upon this shaded area with the addition of benches and a chalkboard. Also a possibility of music and art elements.

**4 – Existing Sandpit**

Augment this popular feature with additional sand toys and storage, as well as a “mud” kitchen and store front for imaginative play.

**5 – Primary Play Structure**

Remove the existing antiquated swing-set and replace it with a pre-fabricated climber.

**6 – Primary Discovery Zone**

This quiet garden area would allow children to interact with nature, discovering and exploring. Include naturalized stump tables and stools, and “nature study” tables. More shade trees would be added and the area could be encompassed by a screenings pathway.

**7 – Primary Adventure Zone**

This area would include various naturalized play features such as climbing beams, balance logs and berms and mounds to encourage active creative play.